



# What is Student Voice

Created by Michelle Brait

## Student Voice:

Voice is sharing thoughts and ideas in an environment underpinned by trust and respect, offering realistic suggestions for the good of the whole, and accepting responsibility for not only what is said but also what needs to be done.

## Objective:

Students will be able to articulate what Student Voice is and is not, as well as understand how they can use their voice to create a solution that works for the entire school.

## Materials:

Lined poster paper and markers.

## Steps:

Students, individually or in groups, move through each step, considering and answering the guiding questions to ensure that they are prepared/equipped to partner and use their voice effectively. "Preparing to Partner" is essentially a checklist that allows students to think holistically and thoroughly through their ideas to ensure that they are proposing ideas that are realistic, created with the "good of the whole" in mind, and backed with suggestions/solutions that they are willing to take responsibility for.

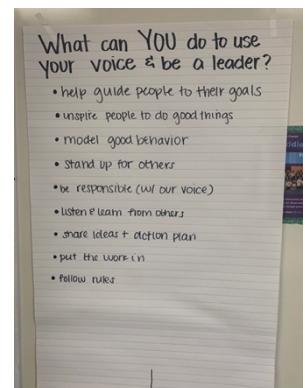
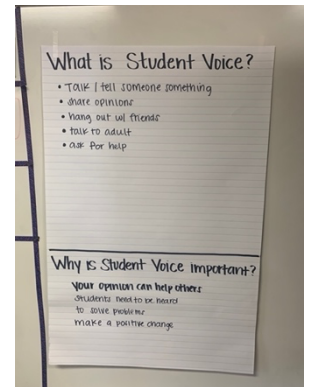
## Preparing to Partner

### Step 1: Consider the situation


- Why is a solution needed?
- Is a solution needed for the good of the whole?
- Who will benefit from a solution?

### Step 2: Consider possible solutions

- Are the solutions realistic?
- Do the solutions take everyone's needs into account? Do they benefit the good of the whole?
- How do you know that you are not just creating "noise"? What might "noise" in this situation look like?
- How will these solutions be executed?
- Is everyone ready and willing to take responsibility for this action plan?



- Who will follow up and ensure fidelity?
- What is "Plan B"?



**Step 3: Use your voice to bring the issue/SOLUTIONS to the table**

- Who will you tell?
- When will you tell them?
- Are you prepared to be flexible and make possible changes during the conversation? This is a partnership!

**Step 4: Follow-up for Fidelity**

- Has the situation been resolved?
- Did everyone take responsibility for their role in the solution?
- What next steps are needed?

**Personal Reflection:**

- What did you learn from this assignment?
- Do you see how you can use your voice to support equitable solutions?

**Group Discussion:**

Have students share their thoughts on working through this assignment.

**Extended Learning:**

Have students make a list of other areas/situations where they can see working together towards a solution that would benefit the entire school

Notes