

A vibrant tropical beach scene. In the foreground, there are lush green plants, pink and yellow hibiscus flowers, and a red and blue parrot perched on a branch. A surfboard with a colorful gradient (green, yellow, red) leans against a tree on the right. A tiki mug with a drink and a cherry sits on the sand. The background shows a clear blue sky with white clouds and a turquoise ocean meeting a sandy beach.

ASPIRE

Teachers Take Action

QUAGLIA INSTITUTE
VOICE & ASPIRATIONS

DIRECTIONS

This resource is designed to provide teachers with actions they can take to foster Self-Worth, Engagement, and Purpose.

Self-Worth flourishes when students and staff know they are valued members of the school community, have people in their lives they can trust and learn from, believe they have the ability to achieve, and know their efforts and hard work are recognized and celebrated in a variety of ways—academically, personally, and socially.

Engagement takes root when schools ensure that students and staff are deeply involved in the learning process, showing enthusiasm and a desire to learn new things, as well as a willingness to take positive, healthy steps toward the future.

Purpose in school is fostered when students and staff take responsibility for who and what they want to become, both in terms of professional careers and by being confident, responsible members of their community.

Teachers can facilitate this resource in a variety of ways. For example:

- Challenge students to complete an activity of their choosing each week and then provide time to share their experiences.
- Randomly ask a student to choose a class challenge each week.

Most importantly, students and teachers should continually revisit how the completion of an action supported the appropriate Guiding Principle. Also note that each action supports student voice through the Listen, Learn, Lead model.



LISTEN: Truly hear what others have to say.



LEARN: Understand another person's point of view.



LEAD: Take action together.

Voice is sharing thoughts and ideas in an environment underpinned by trust and respect, offering realistic suggestions for the good of the whole, and accepting responsibility for not only what is said but also what needs to be done. Work with a peer or by yourself to brainstorm 10 challenges that develop your Self-Worth, Engagement, and Purpose.

You can track your progress by marking the corresponding boxes at the end of this booklet when each action has been completed.

SELF-WORTH ACTIONS

Teacher

KEY




LISTEN













LEARN



LEAD



1. Begin each lesson asking students to share or reflect upon their prior knowledge of the subject	
2. Incorporate student interests and uniqueness into lesson designs.	
3. Pass a ball around at the beginning of class and, as each student holds the ball, give them an opportunity to share one good thing that has happened to them that day.	
4. Check in with students, and remind them that you care for their well-being and are there to support their learning and development.	
5. Conduct regular focus groups to better understand student perspectives.	
6. Provide students with frequent opportunities to show their achievements.	
7. Allow students opportunities to share their study and learning tips with the class.	
8. Create opportunities for students to share their ideas and insights at department/grade level meetings.	
9. Invite students to co-create assessment for learning.	
10. "When you see something beautiful in a student, let them know. It may take a second to say, but for them, it could last a lifetime." ~ Robert John Meehan	

ENGAGEMENT ACTIONS

Teacher

KEY




LISTEN













LEARN



LEAD



11. Provide students the opportunity to improve a lesson you teach.	
12. Ask your students to share the most engaging lesson they have had in secondary school. And why?	
13. Ask your students to recommend a new podcast. Listen and share what you learned.	
14. Ask your ELL students to co-teach a lesson about their native country.	
15. Provide an opportunity for students to teach about their hobbies or interests to the class.	
16. Attend a school event (play, sports) that you've never attended before.	
17. Give your students space and time to ask themselves, "What am I curious about? What do I want to pursue?"	
18. Build in time for students to stand up, move away from their computers, and do some form of physical activity.	
19. Invite a student(s) to review ideas from a department or grade-level meeting. Ask for their ideas and perspectives.	
20. Invite the principal to your class for a Q&A with students. Make sure there is a specific topic to discuss.	

PURPOSE ACTIONS

KEY




LISTEN













LEARN



LEAD



21. Identify the skills, attitudes, and attributes that you consider to be important for successful leadership. Then rate your own development in the defined areas. What areas do you need to work on?	
22. Allow students to make specific decisions about their learning. This might include what to learn or how to represent their learning.	
23. Work on building trust with your students as you both motivate and challenge them.	
24. Create leadership roles for students who don't typically assume these roles.	
25. Build relationships with a diverse group of faculty, staff, and parents, who all bring different backgrounds, experiences, and strengths to the table.	
26. Challenge your own perspective on what your students are capable of achieving.	
27. Set long- and short-term goals for what you want your students to achieve. Determine how you will work with students, parents, and your school team to help your students reach those goals.	
28. Develop opportunities for students to provide feedback and input on teaching and learning in your class.	
29. Share your personal interests or past professional experience by leading a club.	
30. Seek input from stakeholders—students, families, fellow teachers, and the broader community—to decide the direction for your class and what outcomes are most important for students to reach by the end of the school year.	

CREATE YOUR OWN VOICE ACTIONS

KEY




LISTEN



LEARN



LEAD



31. (Example: Encourage students to use their voices to share their opinions in class).
32.
33.
34.
35.
36.
37.
38.
39.
40.

Challenge yourself to complete all 40 actions.
Mark the ones you complete.

Teacher

1	2	3	4	5	6	7	8	9	10
11	12	13	14	15	16	17	18	19	20
21	22	23	24	25	26	27	28	29	30
31	32	33	34	35	36	37	38	39	40