




 <b>Sense of Belonging</b>	
Teachers' Role	Students' Role
Use students' names correctly and frequently.	Use teachers' and students' names correctly.
Celebrate the diversity of ideas and experiences your students bring to the shared learning space.	Respect and value different opinions and points of view.
Provide sentence prompts to encourage students to share their ideas. Respond respectfully and encourage dialogue.	Be curious about views that differ from your own. Ask questions to deepen your understanding and strengthen your ability to see things from another person's point of view.
Encourage and expect all students to contribute regularly. Provide a variety of opportunities that respect the range of students' personalities, comfort levels, and learning styles.	Arrive at class prepared to participate. Be willing to answer and ask questions. Do not put pressure on yourself to always have the 'right' answers!
Provide ample opportunities for students to collaborate in pairs and small groups, including self-selected groupings.	Take turns listening and contributing ideas. <i>Actively</i> listen to your peers.
Celebrate contributions that create a positive school learning culture, including academic, social, and environmental. Recognize visible signs of trust and respect.	Recognize you are a part of a learning community—be polite and respectful, and smile at others! ☺ Conduct yourself in ways that make each day a positive experience for yourself and others.


 <b>Heroes</b>	
Teachers' Role	Students' Role
Be trustworthy, respectful, and follow through on actions you commit to.	Be trustworthy, respectful, and follow through on actions you commit to.
Actively build trusting relationships. Get to know your students as individuals, showing that you care about them as people and capable learners.	Talk about your interests, goals, and ambitions. Share the ways you want to keep growing as a learner. Ask your peers and teachers about their interests and ambitions.
Show students you are passionate about learning and helping them learn about the subjects you teach—along with helping them discover what they are passionate about!	Seek continual improvement in each learning area. Ask questions to strengthen your understanding and use a variety of resources (including teachers and peers!) to help everyone make progress.
Be enthusiastic when someone experiences success, learns from a mistake, makes unexpected gains, or achieves a goal.	Strive to reach your goals and support others in achieving theirs. Encourage effort and perseverance. Celebrate the successes of others.
Expect all colleagues and students to make continual progress. Be authentic and reliable in your support for them!	Work toward personal goals and ask others about their progress. Share strategies to help everyone achieve their goals.
Show students you expect them to help you create a safe learning environment. Ask them to contribute to each other's learning through collaborative peer feedback.	Provide feedback to your teachers and other students to show you see and appreciate their strengths. When appropriate, offer productive suggestions for next steps.


 <b>Sense of Accomplishment</b>	
Teachers' Role	Students' Role
Break down teaching and learning into small achievable portions.	Know your own learning and personal goals for each lesson, seek feedback, and accept responsibility for those goals.
Make progression steps and the phases of learning visible to all students.	Plan your pathway toward achieving your personal learning goals: What strategies will you use? What is your time frame? Monitor what is (or is not) working well and adjust your approach to enhance future success.
Help students understand where they are on the continuum of learning concepts or skills. Assist them in developing concrete plans of action for progress.	Use the success criteria to consider: Where am I going? Where am I now? Am I achieving my personal best?
Provide time for students to self-monitor and reflect on their learning progress.	Use self-talk to think about: What do I know? How am I showing my understanding? What is my next step to improve? Use metacognitive skills and deliberately plan, monitor, and reflect on your learning.
Recognize and encourage multiple ways for students to apply new knowledge and understanding.	Do not be afraid to fail—just be sure to try again! Learning is a process that can require multiple trials and time to make connections.
Promote mastery and evidence-based strategies to support students' planning and reflecting on learning.	Build upon your current knowledge and understanding. Continually check your work against great examples and evidence of progress.

 <b>Fun &amp; Excitement</b>	
Teachers' Role	Students' Role
Plan to vary your pace throughout lessons and adjust as needed. Be contextually aware.	Avoid distractions and engage in the intended learning. Contribute your ideas, reflect, and ask questions.
Encourage students' autonomy and diverse thinking.	Be a committed learner and build your tool kit of learning strategies to support your own learning pathway.
Support enthusiasm and divergent thinking. Provide open-ended ways to demonstrate learning.	Think about how you can best demonstrate your knowledge, skills, and capabilities. Use your imagination and interests to show what you know!
Display learning strategies, suggested solutions, and work from students.	Use classroom displays to find ideas and solutions for learning. Contribute your own work to be discussed and displayed.
Talk less. Let the students process their learning together.	Share your thoughts and ideas. Seek new challenges and learn from your peers.
Establish learning partners that rotate each week. Encourage discussions of diverse ideas and collaborative learning.	Work with all students in the class. Encourage everyone to contribute respectfully so that all may enjoy learning from each other.

 <b>Curiosity &amp; Creativity</b>	
Teachers' Role	Students' Role
Allow "Think Time".	Think about and make connections to your current knowledge. Create concept maps that link ideas.
Clearly articulate intended learning and successful approaches for mastery. Make this visible and available throughout lessons.	Use the success criteria to check your work and seek evidence of attainment. Seek feedback from peers about how your work measures up to the success criteria.
Provide time for elaborative interrogation. Create opportunities for peers to ask "Why?" of each other and dig deeper together to create a shared understanding.	Ask, consider, and discuss: Why is this true? Why was that decision made? How does this influence my current thinking? Why does that happen? Why didn't that work?
Make the progression of learning visible to students. Help them see how learning is a continuum.	Be a curious learner. Always wonder: What can I learn next? How can I improve my knowledge, skills, and understanding so I am always making progress?
Expect students to articulate and demonstrate learner characteristics. Discuss the importance of and expect them to be determined, resilient, respectful, reflective, self-motivated, etc.	Approach life as a learner. Seek problems to solve, work with others, discuss how and why/why not, ask for feedback, reflect on your learning progress, and strive to reach your goals. Step outside your comfort zone!

 <b>Spirit of Adventure</b>	
Teachers' Roles	Students' Role
Maintain high expectations for all students. Allow different starting points with multiple pathways to the same learning outcome.	Continually seek new opportunities and try new things. Take healthy risks and challenge yourself. You may discover a new skill or passion!
For effective feedback, establish agreed upon criteria. Teach students how to give and receive feedback with teachers and peers. Regularly provide opportunities for feedback linked to students' goals.	Seek feedback from peers and teachers. Use the success criteria to self-assess. Determine an area to focus on and set personal goals. Ask yourself: What else can I learn about this topic? How am I being the best learner I can be?
Provide appropriate challenges for all students. Know where your students are now, expect them to move outside their comfort zone, and provide a safe environment to do so.	Make marvellous mistakes and see what the mistakes have taught you.
Provide multiple opportunities for students to reflect on their learning. Build in reflection against the success criteria and peer-to-peer feedback processes.	Be aware of your current knowledge, your goals, and monitor how you are making progress. Continually ask: How else could I approach this and make better use of my skills?

 <b>Leadership &amp; Responsibility</b>	
Teachers' Role	Students' Role
Be empathic. Overall, consider how students are impacted emotionally, socially, and intellectually as they make decisions.	Be empathic. Consider how others are impacted by your decisions. How are you contributing to the good of the whole?
Create opportunities for students to work with others who can enhance their learning. Include people from outside the school; help students make new networks and connections.	Seek to make connections with others who can enhance your learning. Use technology and social media to connect with teachers and learners who have a shared sense of purpose and interests.
Motivate students to make appropriate decisions and accept responsibility for their own learning. Promote mastery of learning.	Understand that learning is a process. Continually seek to improve and develop a deeper understanding as you integrate new skills, aptitudes, and knowledge with prior learning.
Provide ways for students to take responsibility and lead. Allow all students to contribute to decisions and provide leadership in areas that align with their interests.	Contribute to school and class decisions. Offer to lead new initiatives in areas that interest you. Create new opportunities for all to listen, learn, and lead together.
Provide opportunities to reflect and discuss progress with teachers and peers. Acknowledge diverse strengths and effective strategies that support improvement.	Ask yourself: Am I meeting my goals? What are my strengths and weaknesses? Am I using the most effective strategies to be my best self?
Provide students with a clear understanding of the complexity and difficulty of the intended learning. What skills and attributes will students need to use to achieve success?	Organize your time and resources to achieve success in learning. Be responsible and allow enough time for producing high quality work. Take pride in your effort. Persevere while balancing work and play.
Ask students to be active members of committees, councils, and teams for school improvement. Consider how all students can contribute their voices and rotate responsibilities so all students have leadership opportunities.	Volunteer to lead or participate in groups and committees that contribute to school improvement. This could be improving the school environment, school publicity and communication, school improvement planning, curriculum design, or social events. Enhance the school as a living, thriving community.

 <b>Confidence to Take Action</b>	
Teachers' Role	Students' Role
Make learning strategies and resources available to students so they can choose the most effective learning methods for them.	Be a proactive problem solver. Think about what strategies and support you can utilize to find solutions.
Provide students with options while maintaining high expectations. Allow adaptations while expecting all to produce high quality work.	Anticipate the consequences of your actions. Monitor what happens as a result of your decisions.
Involve students in decision making.	Use a variety of approaches to work: independent, pairs, small groups, and larger teams.
Expose students to the wider world around them. Use current examples and stories about decision making. Discuss the consequences of decisions.	Know what you are passionate about. Discover real-life stories of people following their passions with a purpose. Stand up for what you value while considering the good of the whole.
Share the school's vision with all students. Ask them to contribute to decisions and issues they care about.	Volunteer to be part of committees that impact school decisions. Contribute your ideas and consider how you can use your strengths to improve learning for all students.
Acknowledge and display students' contributions within and beyond the school. Celebrate how everyone can contribute to the good of the whole.	Share your successes and contributions that you are involved in outside of school. Encourage others to seek opportunities to apply their strengths and passions in the wider community.
Celebrate diversity and support the various ways students can display their learning, passions, and impact on the school and larger community.	Be proud of who you are, your unique insights, and ways of expressing yourself. Be your best version of yourself!
Encourage all students to be confident and push through their nerves and fears. Show them you believe in them and support their hopes, dreams, and aspirations.	Know and work toward your personal goals. Be confident, challenge yourself with new goals in order to grow and achieve your hopes and dreams.